



Actual Product Size Shown



### Product Features

**High Performance Sensor for Demanding Applications**

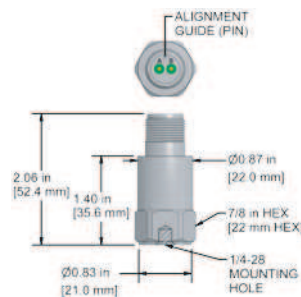
**High g Dynamic Range with Excellent Frequency Response**

- Higher Dynamic Range
- Bias Stability at Temperature
- Improved RF Immunity

#### AC210-1D

2 Pin Connector

Connector Pin	Polarity
A	(+) Signal/Power
B	(-) Common



#### AC210-2D

Integral Cable

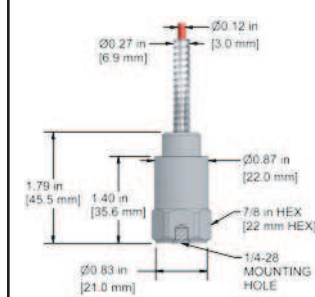
Conductor	Polarity
Red	(+) Signal/Power
Black	(-) Common
Shield	Cable Drain Wire



#### AC210-3D

Armored Integral Cable

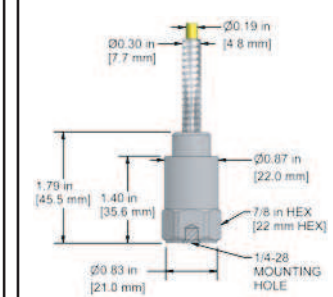
Conductor	Polarity
Red	(+) Signal/Power
Black	(-) Common
Shield	Cable Drain Wire



#### AC210-6D

Heavy Duty Armored Integral Cable

Conductor	Polarity
Red	(+) Signal/Power
Black	(-) Common
Shield	Cable Drain Wire



Specifications	Standard	Metric
Part Number	AC210	M/AC210
Sensitivity ( ±5%)	100 mV/g	
Frequency Response (±3dB)	30-900,000 CPM	0,5-15000 Hz
Frequency Response (±10%)	60-420,000 CPM	1,0-7000 Hz
Frequency Response (±5%)	120-240,000 CPM	2,0-4000 Hz
Dynamic Range	± 80 g, peak	
Compliances	CE	
<b>Electrical</b>		
Settling Time	<2.5 seconds	
Voltage Source (IEPE)	18-30 VDC	
Constant Current Excitation	2-10 mA	
Spectral Noise @ 10 Hz	14 µg/√Hz	
Spectral Noise @ 100 Hz	2.3 µg/√Hz	
Spectral Noise @ 1000 Hz	2 µg/√Hz	
Output Impedance	<100 ohm	
Bias Output Voltage	10-14 VDC	
Case Isolation	>10 <sup>8</sup> ohm	

Specifications	Standard	Metric
<b>Environmental</b>		
Temperature Range	-58 to 250°F	-50 to 121°C
Maximum Shock Protection	5,000 g, peak	
Electromagnetic Sensitivity	CE	
Sealing	IP68	
Submersible Depth (AC210-2D/3D)	200 ft.	60 m
<b>Physical</b>		
Sensing Element	PZT Ceramic	
Sensing Structure	Shear Mode	
Weight	3.2 oz	90 grams
Case Material	316L Stainless Steel	
Mounting	1/4-28	
Connector (non-integral)	2 Pin MIL-C-5015	
Resonant Frequency	1,560,000 CPM	26000 Hz
Mounting Torque	2 to 5 ft. lbs.	2,7 to 6,8 Nm
Mounting Hardware	1/4-28 Stud	M6x1 Adapter Stud
<b>Calibration Certificate</b>	CA10	

### Ordering Information

Standard	AC210-1D (1/4-28 Stud)	AC210-2D - / (1/4-28 Stud)	AC210-3D - / (1/4-28 Stud)	AC210-6D - / (1/4-28 Stud)
		(length in feet) (termination)	(maximum armor length 100 ft.) (cable length in feet) (termination)	(maximum armor length 20 ft.) (cable length in feet) (termination)
Metric	M/AC210-1D (M6x1 Adapter Stud)	M/AC210-2D - / (M6x1 Adapter Stud)	M/AC210-3D - / (M6x1 Adapter Stud)	M/AC210-6D - / (M6x1 Adapter Stud)
		(length in meters) (termination)	(maximum armor length 30 m) (cable length in meters) (termination)	(maximum armor length 6 m) (cable length in meters) (termination)

