

AC233 Series

Premium, Low Frequency Accelerometer, Top Exit 2 Pin Connector, 500 mV/g, ±5%



VIBRATION ANALYSIS HARDWARE



Product Features

Designed for Low-Speed Rotors, Main Bearings, and Gear Box Inputs, but Can Also be Used for High Frequency Detection

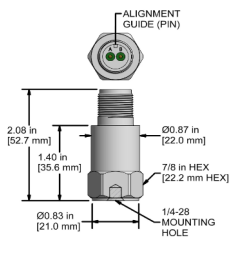
Can be Used with Any Application That Requires Low and High Frequency Measurements

- ▶ 500 mV/g Sensitivity, ±5% Sensitivity
- ▶ 0.1 Hz for Low Frequency Measurements
- ▶ 10,000 Hz for High Frequency Detection

AC233-1A

2 Pin Connector

Connector Pin	Polarity
A	(+) Signal/Power
B	(-) Common

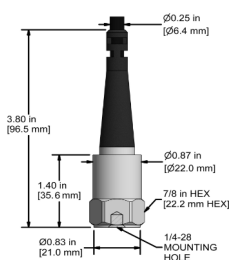


Stock Product

AC233-2A

CB103 Integral Cable

Conductor	Polarity
Red	(+) Signal/Power
Black	(-) Common
Shield	Cable Drain Wire

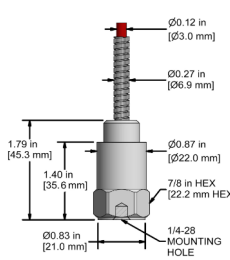


Built To Order

AC233-3A

CB206 Armored Integral Cable

Conductor	Polarity
Red	(+) Signal/Power
Black	(-) Common
Shield	Cable Drain Wire

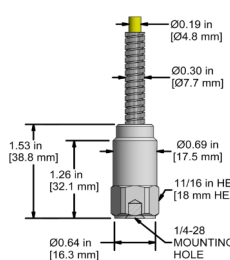


Built To Order

AC233-6A

CB611 Heavy Duty Armored Integral Cable

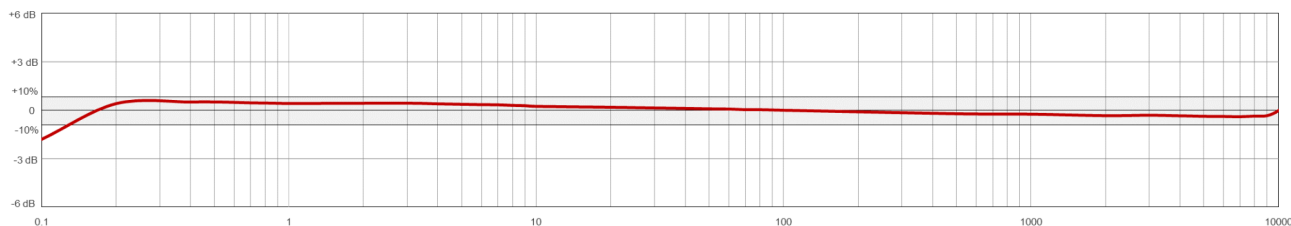
Conductor	Polarity
Red	(+) Signal/Power
Black	(-) Common
Shield	Cable Drain Wire



Built To Order

Specifications	Standard	Metric	Specifications	Standard	Metric
Part Number	AC233	M/ or M8/AC233	Environmental		
Sensitivity (±5%)	500 mV/g		Operating Temperature Range	-58 to 250 °F	-50 to 121 °C
Frequency Response (±3dB)	6-600,000 CPM	0,1-10000 Hz	Maximum Shock Protection	5,000 g, peak	
Frequency Response (±10%)	36-180,000 CPM	0,6-3000 Hz	Electromagnetic Sensitivity	CE	
Dynamic Range	± 16 g, peak		Sealing	Welded, Hermetic	
	*Vsource ≥ 22V, 12Vbias		Submersible Depth	200 ft.	60 m
Electrical			SIL Rating	SIL 2	
Settling Time	<2 Seconds		Physical		
Voltage Source (IEPE)	18-30 VDC		Sensing Element	PZT Ceramic	
Constant Current Excitation	2-10 mA		Sensing Structure	Shear Mode	
Spectral Noise @ 10 Hz	1.7 µg/√Hz		Weight	3.4 oz	92 grams
Spectral Noise @ 100 Hz	0.2 µg/√Hz		Case Material	316L Stainless Steel	
Spectral Noise @ 1000 Hz	0.12 µg/√Hz		Mounting Thread	1/4-28 Blind Tapped Hole	
Output Impedance	<100 ohm		Connector (Non-Integral)	2 Pin MIL-C-5015	
Bias Output Voltage	10-14 VDC		Resonant Frequency	1,080,000 CPM	18000 Hz
Case Isolation	>10 ⁸ ohm		Mounting Torque	2 to 5 ft. lbs.	2,7 to 6,8 Nm
			Mounting Hardware Supplied	1/4-28 Stud	M6x1 or M8x1.25 Adapter Stud
			Calibration Certificate	CA10	

Typical Frequency Response



Backed by our Unconditional Lifetime Warranty & Free Annual Recalibration Service

www.ctconline.com | sales@ctconline.com | 585-924-5900

www.delta3n.hu