

# AC298 Series

Premium Compact Multipurpose Accelerometer, Side Exit 2 Pin Connector, M8x1.25 Captive Bolt, 100 mV/g, ±5%



VIBRATION ANALYSIS HARDWARE



## Product Features

Premium Performance in a Compact, Side-Exit Sensor

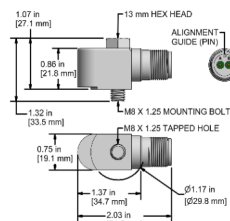
Very Low Noise and Superior RF Immunity

- ▶ 100 mV/g Sensitivity, ± 5%
- ▶ ± 80g Dynamic Range
- ▶ Standard 2 Pin MIL Connection on Non-Integral Option

### AC298-1D

2 Pin Connector

Connector Pin	Polarity
A	(+) Signal/Power
B	(-) Common

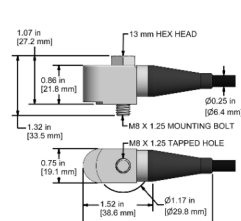


Stock Product

### AC298-2D

CB103 Integral Cable

Conductor	Polarity
Red	(+) Signal/Power
Black	(-) Common
Shield	Cable Drain Wire

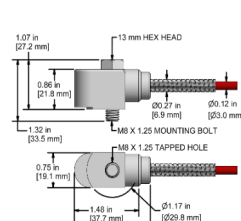


Built To Order

### AC298-3D

CB206 Armored Integral Cable

Conductor	Polarity
Red	(+) Signal/Power
Black	(-) Common
Shield	Cable Drain Wire

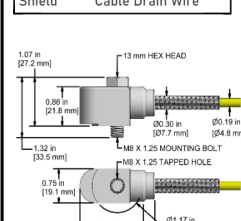


Built To Order

### AC298-6D

CB611 Heavy Duty Armored Integral Cable

Conductor	Polarity
Red	(+) Signal/Power
Black	(-) Common
Shield	Cable Drain Wire

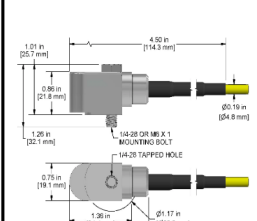


Built To Order

### AC298-6N

CB111 Integral Cable

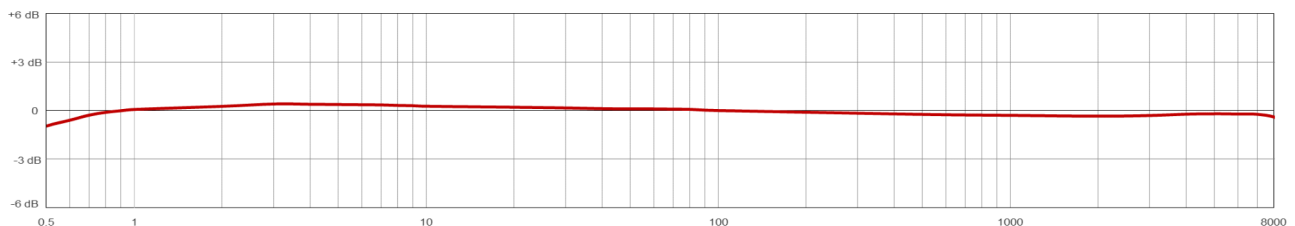
Conductor	Polarity
Red	(+) Signal/Power
Black	(-) Common
Shield	Cable Drain Wire



Built To Order

Specifications	Standard	Metric	Specifications	Standard	Metric
Sensitivity (±5%)	100 mV/g		<b>Environmental</b>		
Frequency Response (±3dB)	30-480,000 CPM	0.5-8000 Hz	Operating Temperature Range	-58 to 250 °F	-50 to 121 °C
Frequency Response (±10%)	60-150,000 CPM	1.0-2500 Hz	Maximum Shock Protection	5,000 g, peak	
Frequency Response (±5%)	600-120,000 CPM	10-2000 Hz	Electromagnetic Sensitivity	CE	
Dynamic Range	± 80 g, peak		Sealing	Welded, Hermetic	
	*Vsource ≥ 22V, 12V/bias		Submersible Depth	200 ft.	60 m
<b>Electrical</b>			SIL Rating	SIL 2	
Settling Time	<2 Seconds		<b>Physical</b>		
Voltage Source (IEPE)	18-30 VDC		Sensing Element	PZT Ceramic	
Constant Current Excitation	2-10 mA		Sensing Structure	Shear Mode	
Spectral Noise @ 10 Hz	8 µg/√Hz		Weight	3.4 oz	96 grams
Spectral Noise @ 100 Hz	4 µg/√Hz		Case Material	316L Stainless Steel	
Spectral Noise @ 1000 Hz	2 µg/√Hz		Connector (Non-Integral)	2 Pin MIL-C-5015	
Output Impedance	<100 ohm		Resonant Frequency	1,380,000 CPM	23000 Hz
Bias Output Voltage	10-14 VDC		Mounting Torque	2 to 5 ft. lbs.	2,7 to 6,8 Nm
Case Isolation	>10 <sup>8</sup> ohm		Mounting Hardware Supplied	M8x1.25 Captive Bolt	
			Calibration Certificate	CA10	

## Typical Frequency Response



[www.delta3n.hu](http://www.delta3n.hu)

Backed by our Unconditional Lifetime Warranty & Free Annual Recalibration Service

[www.ctconline.com](http://www.ctconline.com) | [sales@ctconline.com](mailto:sales@ctconline.com) | 585-924-5900