

# AC202 Series

Premium Accelerometer, Top Exit 2 Pin Connector, 100 mV/g, ±5%



VIBRATION ANALYSIS HARDWARE



## Product Features

High-Performance Sensor for Demanding Applications

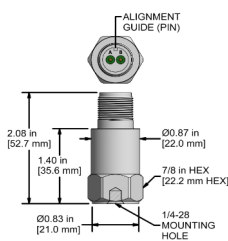
High Dynamic Range with Excellent Frequency Response

- ▶ ±80 g, Dynamic Range
- ▶ Excellent Bias Stability Throughout Operating Temperature Range

### AC202-1A

2 Pin Connector

Conductor	Polarity
Red	(+) Signal/Power
Black	(-) Common
Shield	Cable Drain Wire

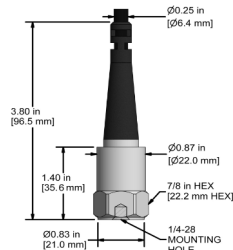


Stock Product

### AC202-2A

CB103 Integral Cable

Conductor	Polarity
Red	(+) Signal/Power
Black	(-) Common
Shield	Cable Drain Wire

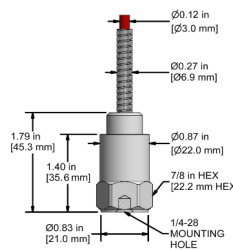


Built To Order

### AC202-3A

CB206 Armored Integral Cable

Conductor	Polarity
Red	(+) Signal/Power
Black	(-) Common
Shield	Cable Drain Wire

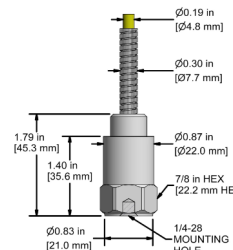


Built To Order

### AC202-6A

CB611 Heavy Duty Armored Integral Cable

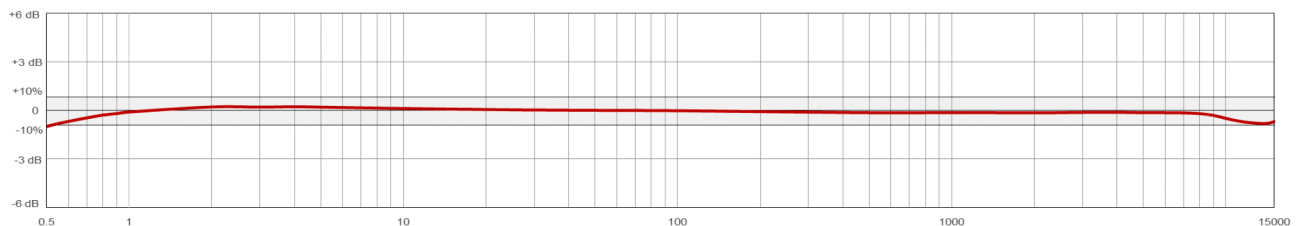
Conductor	Polarity
Red	(+) Signal/Power
Black	(-) Common
Shield	Cable Drain Wire



Built To Order

Specifications	Standard	Metric	Specifications	Standard	Metric
Part Number	AC202	M/ or M8/AC202	<b>Environmental</b>		
Sensitivity (±5%)	100 mV/g		Operating Temperature Range	-58 to 250 °F	-50 to 121 °C
Frequency Response (±3dB)	30-900,000 CPM	0.5-15000 Hz	Maximum Shock Protection	5,000 g, peak	
Frequency Response (±10%)	60-420,000 CPM	1.0-7000 Hz	Electromagnetic Sensitivity	CE	
Dynamic Range	± 80 g, peak *Vsource ≥ 22V, 12Vbias		Sealing	Welded, Hermetic	
<b>Electrical</b>			Submersible Depth	200 ft.	60 m
Settling Time	<2.0 seconds		<b>Physical</b>		
Voltage Source (IEPE)	18-30 VDC		Sensing Element	PZT Ceramic	
Constant Current Excitation	2-10 mA		Sensing Structure	Shear Mode	
Spectral Noise @ 10 Hz	8 µg/√Hz		Weight	3.2 oz	90 grams
Spectral Noise @ 100 Hz	4 µg/√Hz		Case Material	316L Stainless Steel	
Spectral Noise @ 1000 Hz	2 µg/√Hz		Mounting Thread	1/4-28 Blind Tapped Hole	
Output Impedance	<100 ohm		Connector (Non-Integral)	2 Pin MIL-C-5015	
Bias Output Voltage	10-14 VDC		Resonant Frequency	1,560,000 CPM	26000 Hz
Case Isolation	>10 <sup>8</sup> ohm		Mounting Torque	2 to 5 ft. lbs.	2.7 to 6.8 Nm
Dielectric Breakdown Voltage	SIL 2		Mounting Hardware Supplied	1/4-28 Stud	M6x1 or M8x1.25 Adapter Stud
			Calibration Certificate	CA10	

## Typical Frequency Response



[www.delta3n.hu](http://www.delta3n.hu)

Backed by our Unconditional Lifetime Warranty & Free Annual Recalibration Service

[www.ctconline.com](http://www.ctconline.com) | [sales@ctconline.com](mailto:sales@ctconline.com) | 585-924-5900