


Intrinsically Safe Barriers – Dual Input

Compatible with CTC Hazardous Location, I.S. and IECEx Dual Output Sensors



Stock Product

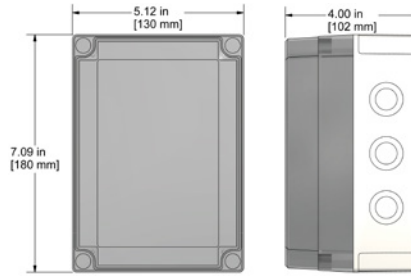


IS131-1C

Dual Input Intrinsically Safe Barrier



Build To Order



IS231-1C

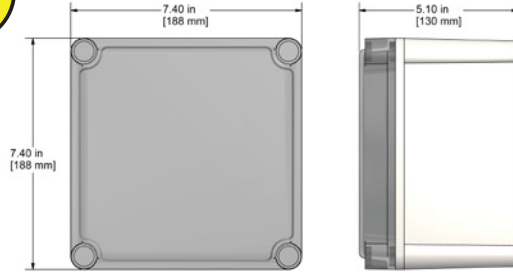
One, Dual Input IS131-1C Barrier in a NEMA 4X (IP66) Enclosure

IS231-2C

Two, Dual Input IS131-1C Barriers in a NEMA 4X (IP66) Enclosure



Build To Order



IS231-3C

Three, Dual Input IS131-1C Barriers in a NEMA 4X (IP66) Enclosure

IS231-4C

Four, Dual Input IS131-1C Barriers in a NEMA 4X (IP66) Enclosure

IS231-5C

Five, Dual Input IS131-1C Barriers in a NEMA 4X (IP66) Enclosure

IS231-6C

Six, Dual Input IS131-1C Barriers in a NEMA 4X (IP66) Enclosure

IS231-7C

Seven, Dual Input IS131-1C Barriers in a NEMA 4X (IP66) Enclosure

IS231-8C

Eight, Dual Input IS131-1C Barriers in a NEMA 4X (IP66) Enclosure

IS231-9C

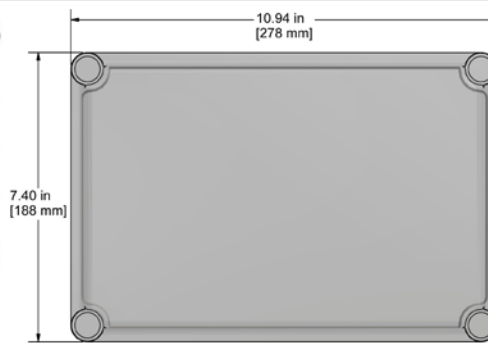
Nine, Dual Input IS131-1C Barriers in a NEMA 4X (IP66) Enclosure

IS231-10C

Ten, Dual Input IS131-1C Barriers in a NEMA 4X (IP66) Enclosure



Build To Order



IS231-11C

Eleven, Dual Input IS131-1C Barriers in a NEMA 4X (IP66) Enclosure

IS231-12C

Twelve, Dual Input IS131-1C Barriers in a NEMA 4X (IP66) Enclosure

IS231-13C

Thirteen, Dual Input IS131-1C Barriers in a NEMA 4X (IP66) Enclosure

IS231-14C

Fourteen, Dual Input IS131-1C Barriers in a NEMA 4X (IP66) Enclosure

IS231-15C

Fifteen, Dual Input IS131-1C Barriers in a NEMA 4X (IP66) Enclosure

IS231-16C

Sixteen, Dual Input IS131-1C Barriers in a NEMA 4X (IP66) Enclosure

IS231-17C

Seventeen, Dual Input IS131-1C Barriers in a NEMA 4X (IP66) Enclosure

IS231-18C

Eighteen, Dual Input IS131-1C Barriers in a NEMA 4X (IP66) Enclosure

IS231-19C

Nineteen, Dual Input IS131-1C Barriers in a NEMA 4X (IP66) Enclosure

IS231-20C

Twenty, Dual Input IS131-1C Barriers in a NEMA 4X (IP66) Enclosure

SECTION 6 - PRO LINE
Hazardous Area Sensors & Accessories

Lifetime Warranty on Materials & Workmanship

www.ctconline.com

